

# KEYLESS1 ARCHITECTURAL SPECIFICATIONS



MODEL:  
**KEYLESS1-SN**  
SATIN NICKEL

The Keyless1 can be custom finished to any brand style with a wide array of customizable finish options. (All specs and features apply)

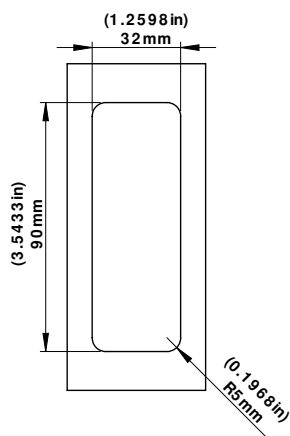
## SPECIFICATIONS

- Shared (temporary) or assigned (permanent) use
- 10,000 possible 4-digit combinations
- Compatible with wood, glass, plastic, phenolic & metal locker doors
- Zero operating expenses - no batteries or wires
- LEED V4 - adds 2 LEED credits
- 5-year comprehensive warranty
- One Master Key has 3 functions: bypasses the code, resets the lock, and retrieves the code - all conveniently from the front
- Lock features reprogrammable-cylinder. When Master Key is lost or stolen, new Master Key is issued. Simply insert new Master Key and cylinder is reprogrammed - patented solution
- Anti-pick and tamper resistant
- Self-correcting, Breakaway Knob protects against forced entry - patented solution
- IP59K - Complete dust and water resistance
- Strong 100% metal for long-term and heavy-use - no plastic components.
- The same lock model with ADA lever available

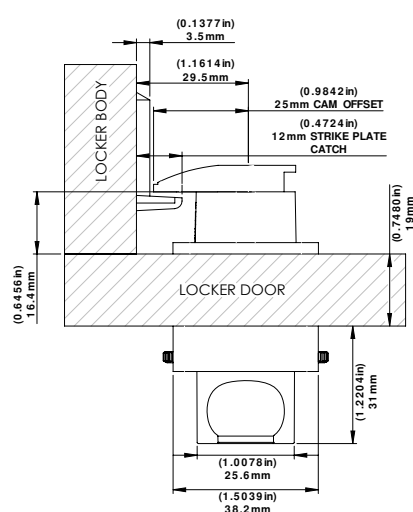
## ADDITIONAL FEATURES

- Sleek and modern design
- Standard, premium & custom finishes
- Large, clear combination digits, double the size of any competitors (5mm tall), that don't fade
- Sufficient digit and dial spacing that prevents accidental lockouts
- Strongest latch (cam) in the industry and cannot be forced unlocked
- Cam latch type (standard offsets: 25mm, 32mm, and 39mm - addtl available)
- Simple 2 screw installation
- Surface mounted
- Accommodates doors 1-32mm thickness
- Custom rectangular routing needed
- Ergonomic non-slip grip
- One step twist-&-pull operation
- Knob rotates 90 degrees (from 12 o'clock to 3 o'clock) on left and right hand locks
- Latch is simply interchangeable to left or right
- Clear locked and unlocked status indicator is visible from a distance
- **Immediate live response during business hours - no run around.** [sos@keyless.co or 972.331.2770]

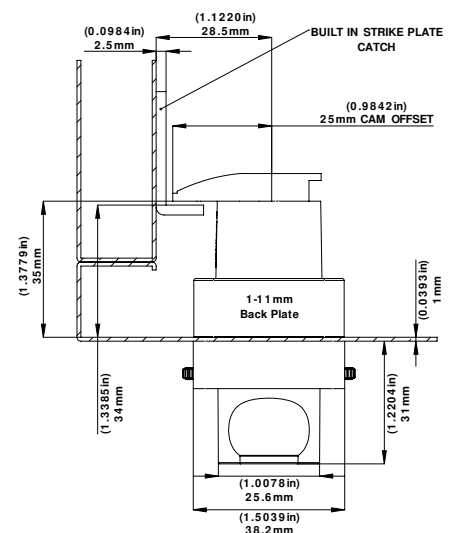
### LOCK ROUTING



### TOP VIEW 15-32mm THICK DOOR



### TOP VIEW 1-11mm THICK DOOR



**ADA OPTION AVAILABLE**

Manufactured By:

**KEYLESS.CO**

1825 W. Walnut Hill Ln., Suite 102, Irving, TX 75038, USA | +1 972-331-2770 | info@keyless.co | www.keyless.co

# KEYLESS1-ADA ARCHITECTURAL SPECIFICATIONS



MODEL:  
**KEYLESS1-SN-ADA**  
SATIN NICKEL

The Keyless1-ADA can be custom finished to any brand style with a wide array of customizable finish options. (All specs and features apply)

## SPECIFICATIONS

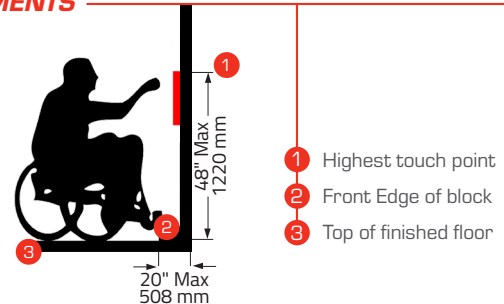
- Meets the 2010 and 2012 Standards for Accessible Design
- The same lock model with ADA lever available
- Integrated lever serving as a pull
- Shared (temporary) or assigned (permanent) use
- 10,000 possible 4-digit combinations
- Compatible with wood, glass, plastic, phenolic & metal locker doors
- Zero operating expenses - no batteries or wires
- LEED V4 - adds 2 LEED credits
- 5-year comprehensive warranty
- One Master Key has 3 functions: bypasses the code, resets the lock, and retrieves the code - all conveniently from the front
- Lock features reprogrammable-cylinder. When Master Key is lost or stolen, new Master Key is issued. Simply insert new Master Key and cylinder is reprogrammed - patented solution
- Anti-pick and tamper resistant
- Self-correcting, Breakaway Knob protects against forced entry - patented solution
- IP59K - Complete dust and water resistance
- Strong 100% metal for long-term and heavy-use - no plastic components.

## ADDITIONAL FEATURES

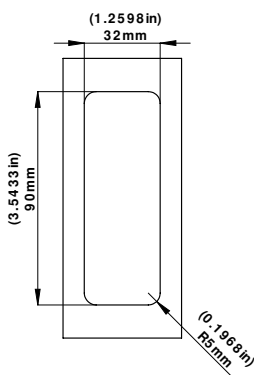
All additional features of the Keyless1-ADA are exactly the same as the Keyless1 non-ADA.

### 2010 & 2012 ADA STANDARDS FOR ACCESSIBLE DESIGN REQUIREMENTS

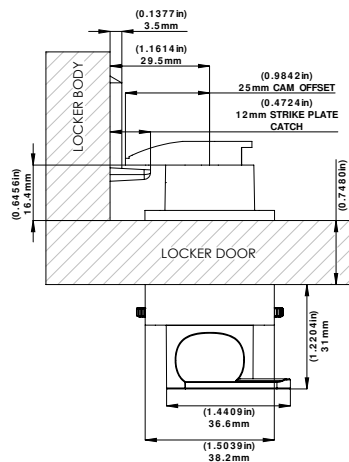
- 5% of lockers and their operable parts, the locks, must meet ADA specifications.
- Locks shall be operable with one hand.
- Shall not require tight grasping, pinching, or twisting of the wrist to operate.
- Shall have a force required to activate of 5lbs [22.2N] maximum.
- Locks shall be installed maximum 48.00"/1220mm from the floor surface.



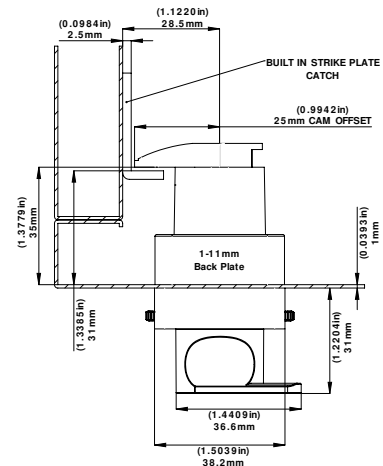
### LOCK ROUTING



### TOP VIEW 15-32mm THICK DOOR



### TOP VIEW 1-11mm THICK DOOR



Manufactured By:

**KEYLESS.CO**

1825 W. Walnut Hill Ln., Suite 102, Irving, TX 75038, USA | +1 972-331-2770 | info@keyless.co | www.keyless.co